

the CUBE fire element



Form and Function
share equal parts
in this sculptural play.

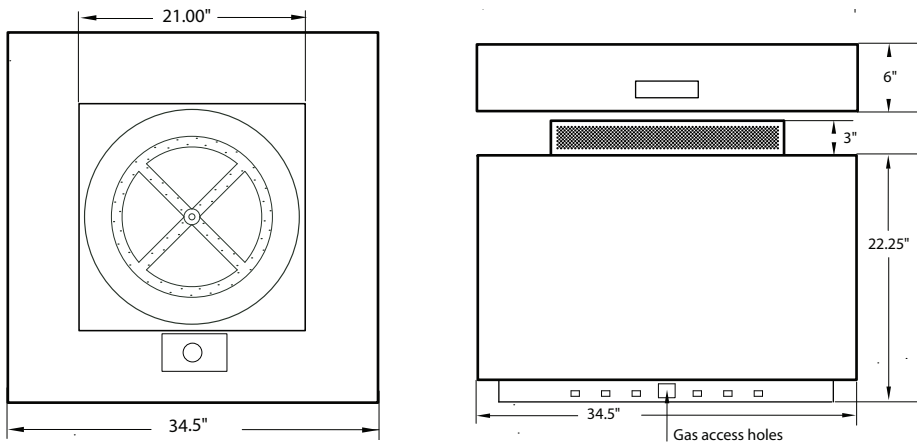


Spark's Cube fire element infuses outdoor living with dynamic contemporary design. When closed the stainless steel Cube projects as an art object worthy of illumination. While in use, the Cube casts it's own illumination and warmth emanating from a 60,000Ng or 54,000Lp btu burner. Purity of form. Engineered to inspire.



SPARK
modern fires

the CUBE fire element



Model No.

CUBE

Lid dimensions

W 34.5" x H 6" x D 34.5"

Outer dimensions

W 34.5" x H 28.5" x D 34.5"

Gas type*

Natural or LP/propane

BTU/hr input

60,000 (NG) 54,000 (LP)

Color


Stainless steel, Red Powder Coating

Certification

Omni-Test Laboratories

OPTIONAL SAFETY SCREEN IS RECOMMENDED FOR PUBLIC INSTALLATIONS

Topping Media



Glass Clear




Glass Green/Blue



Glass Amber



Glass Dark Green



Glass Amethyst



Glass Black



Basalt Stones



Lava Rocks

Woodbridge Fireplace
www.woodbridgefp.com

SHOWROOM ADDRESS:
 1305 Meyerside Dr.,
 Mississauga, L5T 1C9
 Tel: 905-564-3001