

Outdoor Collection

Woodbridge Gas Fireplaces

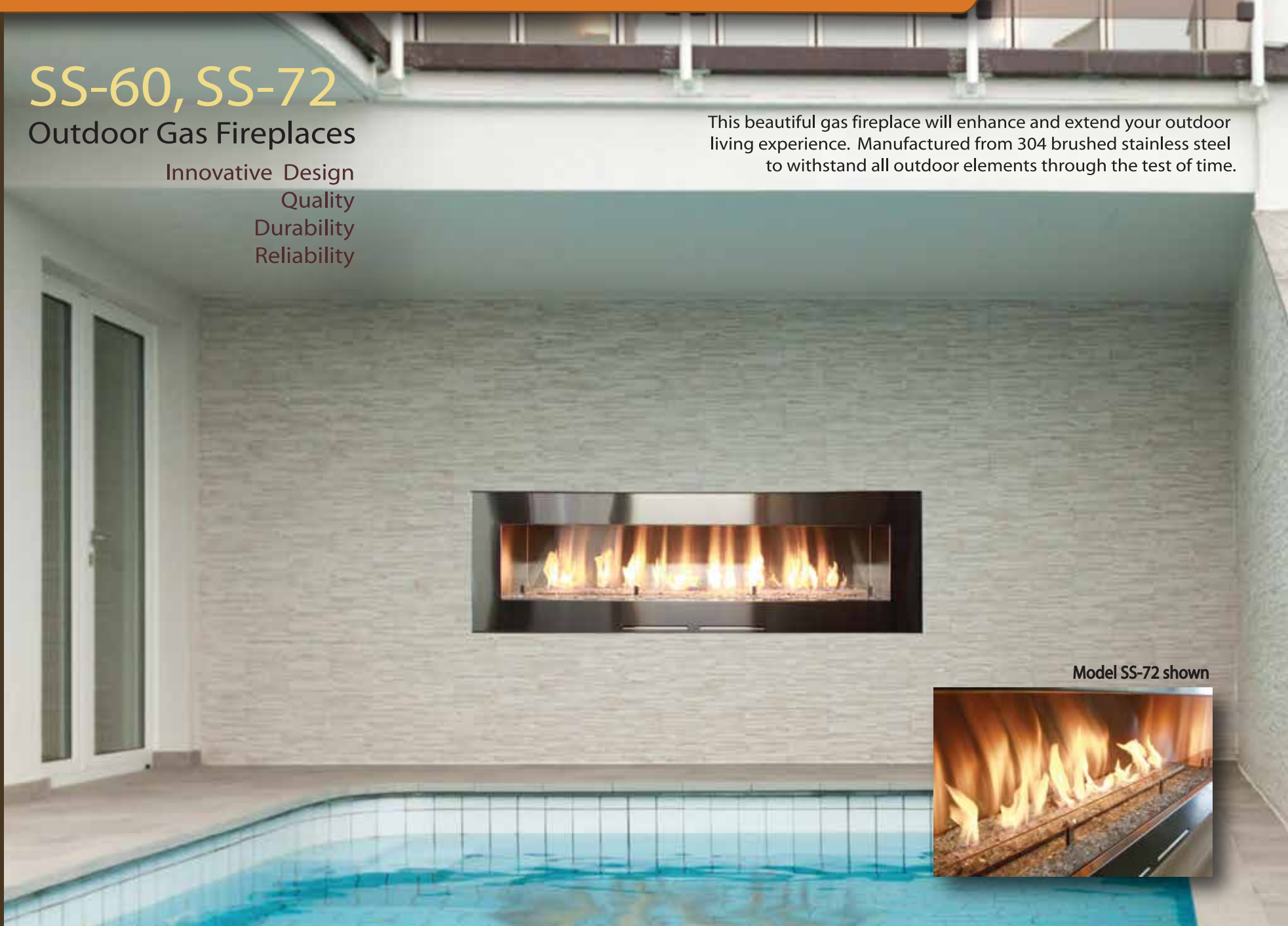
SS-60, SS-72

Outdoor Gas Fireplaces

Innovative Design
Quality
Durability
Reliability

This beautiful gas fireplace will enhance and extend your outdoor living experience. Manufactured from 304 brushed stainless steel to withstand all outdoor elements through the test of time.

SS-60, SS-72



Model SS-72 shown



Outdoor Collection

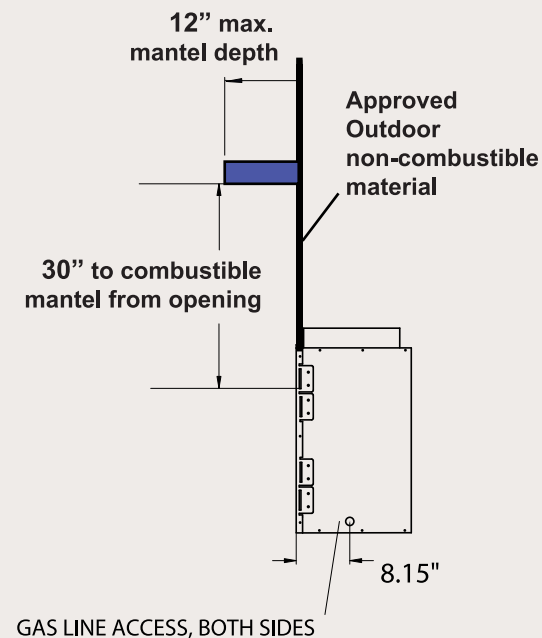
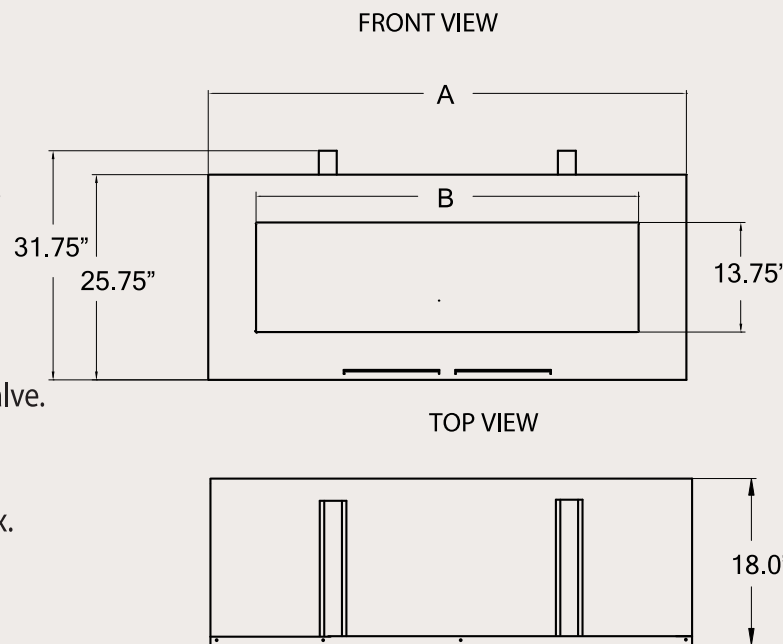
Woodbridge Gas Fireplaces




SS-60, SS-72

Standard Features

- * Can be framed in wooden structure and finished with non-combustible facing materials.
- * Ceramic glass wind baffle.
- * High grade 304 stainless steel construction.
- * Dynamic flame reflection from ember bed and brushed stainless steel chamber.
- * Stainless steel flex connector and gas shut-off valve.
- * Electronic ignition system.
- * Remote control or On/Off switch.
- * Limited Lifetime Warranty on burner and firebox.



Media options:



SS-60: A=72" B=60"
SS-72: A=84" B=72"

Please refer to Owners Manual for installation instructions

Specifications

Model:	SS-60	SS-72
Gas Input Rate NG, Btu/h	75,000	90,000
LP, Btu/h	75,000	90,000



SHOWROOM OPEN TO THE PUBLIC:
 1305 Meyerside Dr,
 Mississauga, ON L5T 1C9
 Phone: (905) 564-3001
www.woodbridgefp.com

